

CARRYALL 700 SERIES

Club Car

***BUILT TOUGH FOR
THE TASK AT HAND***

For you and your team, every day is different. You need a vehicle you can trust to get any job done—even the unexpected ones. The Carryall 700 Series from Club Car features an extended six-foot truck bed to keep your day and business moving forward.



CARRYALL






CARRYALL 700

FOR THE LONG HAUL

Unmatched versatility,
exceptional reliability.

With truck-quality reliability and an extended six-foot bed, you'll be ready to take on your biggest jobs yet.

| | | |
|---|---|---|
|  |  |  |
| Max Speed 17 mph | Max Vehicle Capacity 1500 lbs | Horsepower 14 hp (gasoline) 3.7 hp (electric) |



CARRYALL 710

GET AROUND WITH ZERO EMISSIONS

Small truck power.
All-electric savings.

The all-electric Carryall 710 LSV is the smartest way to save at your course, campus, or resort. With an extended truck bed, you can accomplish more than ever while saving time and energy with an electric engine.

| | | |
|---|---|---|
|  |  |  |
| Max Speed 25 mph | Max Vehicle Capacity 1050 lbs | Horsepower 3.7 hp (electric) |



NO TEAM EVER HAS JUST ONE JOB TO DO

The VersAttach™ bed box rail system expands your payload while securing whatever's on board.

Exclusively from Club Car



CARRYALL

READY FOR ANYTHING

The Carryall 700 Series can be accessorized for any need.

No team ever has just one job to do. Choose from the widest selection of accessories, including our VersAttach™ bed attachment system and fit-to-task configurations, to customize your Carryall for your needs.

OPTIONS & ACCESSORIES

Ask your Club Car sales representative for details.



Brush Guard



Van Box Options



Curtis Cab



USB Port



FIT-TO-TASK



Facilities Engineering Package



Housekeeping Package



Food Service Package



Maintenance Package



CARRYALL 700



GASOLINE



ELECTRIC

CARRYALL 710



ELECTRIC

| ENGINE | Kohler EFI Gas | 48-volt DC | 48-volt 3-phase AC |
|--------------------|---|---|---|
| HORSEPOWER | 14 hp (10.3 kW) rated @ 3600 RPM per SAE J1940 | 3.7 hp (2.7 kW) rated; peak 20 hp (14.9 kW) | 4.4 hp (3.3 kW); peak 16 hp (11.7 kW) |
| GOVERNOR GUARD | Ground speed | N/A | N/A |
| BATTERIES | 12-volt 500 CCA 105 min reserve | Eight 6-volt flooded lead acid | Eight 6-volt flooded lead acid |
| CHARGER | N/A | DeltaQ QuiQ (1 kW high frequency) | On-board DeltaQ QuiQ (1 kW high frequency) |
| STEERING | Self-adjusting rack and pinion | Self-adjusting rack and pinion | Self-adjusting rack and pinion |
| FRONT SUSPENSION | Independent leaf spring with dual hydraulic shocks | Independent leaf spring with dual hydraulic shocks | Independent leaf spring with dual hydraulic shocks |
| BRAKES | 4-wheel mechanical drum | 4-wheel mechanical drum | 4-wheel hydraulic drum |
| PARK BRAKE | Foot operated, multi-lock | Foot operated, multi-lock | Hand operated |
| BODY AND FINISH | ArmorFlex™ with automotive paint/clearcoat, aluminum finish | ArmorFlex™ with automotive paint/clearcoat, aluminum finish | ArmorFlex™ with automotive paint/clearcoat, rustproof aluminum finish |
| TIRES | 20 x 10-10, 6-ply, premium tread | 20 x 10-10, 6-ply, premium tread | 205-65-10, 6-ply, DOT |
| BED L x W x H | 65.5 x 47.5 x 10.5 in (166 x 121 x 27 cm) | 65.5 x 47.5 x 10.5 in (166 x 121 x 27 cm) | 67.6 x 49.8 x 10.5 in (172 x 127 x 27 cm) |
| WHEELBASE | 99.1 in (252 cm) | 99.1 in (252 cm) | 74.3 in (189 cm) |
| GROUND CLEARANCE | 5.2 in (13 cm) | 5.6 in (14 cm) | 5.6 in (14 cm) |
| FUEL TANK CAPACITY | 5.5 gal (20.8 L) | N/A | N/A |
| CURB WEIGHT | 993 lb (450 kg) | 1475 lb (669 kg) | 1765 lb (801 kg) |
| SPEED RANGE | 15–17 mph (24–27 km/h) | 5–17 mph (8–27 km/h) | 25 mph (40 km/h) |
| LIMITED WARRANTY | 3 yr/3000 hr limited powertrain/frame 2 yr limited remaining vehicle | 4 yr limited battery 3 yr limited powertrain/frame 2 yr limited remaining vehicle | 4 yr limited battery 3 yr limited powertrain/frame 2 yr limited remaining vehicle |

White

Beige

Dark Gray

Dark Green

Titanium

Black

Classic Blue

Bright Blue

Red

Standard Colors (Molded-in)